

# Operation Manual

FATEK AUTOMATION CORP.

Model : ADP-24V-2A

## ■ Product Description

FATEK ADP DIN rail power supply is specially designed for industrial applications. It can be installed on TS-35 DIN rail and fixed on the bracket of electrical box. Its main function can convert 100-240 volts AC source into 24 volts DC source efficiently & reliably. FATEK ADP series of products are all made of double-sided PCB and they are better quality, better durability than those made of single-sided PCB. ADP-24V-2A power circuit design & all the components are compliant with the latest requirements and standards of CE & RoHS. It has a complete circuit protection design to resist overload, overvoltage and short circuit etc. It is avoided to damage & failure caused from improper operations.

## ■ Panel Description




Designation	Description
Power	Power on LED Indicator
V adj.	O/P Voltage Adjustment
+	Output Positive Terminal
-	Output Negative Terminal
⊕	Input Ground Terminal
N	Input Neutral Terminal
L	Input Line Terminal

## ■ Specification and Model Description

Family.....ADP  
 Rated Output Voltage.....24V<sub>dc</sub>  
 Rated Output Current.....2A  
 Rated Output Wattage.....48W  
 Input Voltage Range.....100-240V<sub>ac</sub>  
 Input Current.....< 1.0A

ADP-24V-2A



## ■ Installation Instruction

1. Please make sure wire connections of I/P and O/P are correct before AC source is turned on.
2. The connectors of ADP power unit can resist to 8 lb-in torque, operation temperature between 60-75°C and Pollution Degree 2 environment. Its maximum surrounding temperature should be below 45°C. It must be derated as temperature over 45°C.
3. Place ADP power unit on the top of DIN rail and slip it into the groove of DIN rail by the sequence as Fig. 1, then it will be locked automatically.
4. As shown in Fig. 2, use a “—” screwdriver and insert it into the groove of DIN rail and then twist or pull the hook out. ADP power unit can be released.
5. ADP power unit exist good vents on housing to remain air flow. There are many ADPs in one box, please each be kept 15-20 mm distance away for heat dissipation.

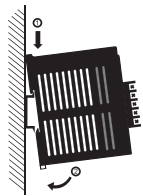


Fig.-1




Fig.-2

